



## C2M.v2.7.CCB

### 4.1.1.3b C2M(CCB)-JDE.Manage A/P Procedures

Creation Date: December 29, 2010

Last Updated: February 11, 2020

**ORACLE®**

**Copyright © 2019, Oracle. All rights reserved.**

**This document is provided for information purposes only and the contents hereof are subject to change without notice.**

**This document is not warranted to be error-free, nor subject to any other warranties or conditions, whether expressed orally or implied in law, including implied warranties and conditions of merchantability or fitness for a particular purpose. We specifically disclaim any liability with respect to this document and no contractual obligations are formed either directly or indirectly by this document. This document may not be reproduced or transmitted in any form or by any means, electronic or mechanical, for any purpose, without our prior written permission. Oracle, JD Edwards, PeopleSoft, and Siebel are registered trademarks of Oracle Corporation and/or its affiliates. Other names may be trademarks of their respective owners.**

---

## Contents

BRIEF DESCRIPTION .....	4
BUSINESS PROCESS MODEL PAGE1 .....	5
BUSINESS PROCESS MODEL PAGE2 .....	6
BUSINESS PROCESS MODEL PAGE3 .....	7
BUSINESS PROCESS MODEL PAGE4 .....	8
DETAIL BUSINESS PROCESS MODEL DESCRIPTION.....	9
TEST DOCUMENTATION RELATED TO THE CURRENT PROCESS.....	21
DOCUMENT CONTROL .....	22
ATTACHMENTS:.....	23
<i>A/P Integration Configuration</i> .....	23

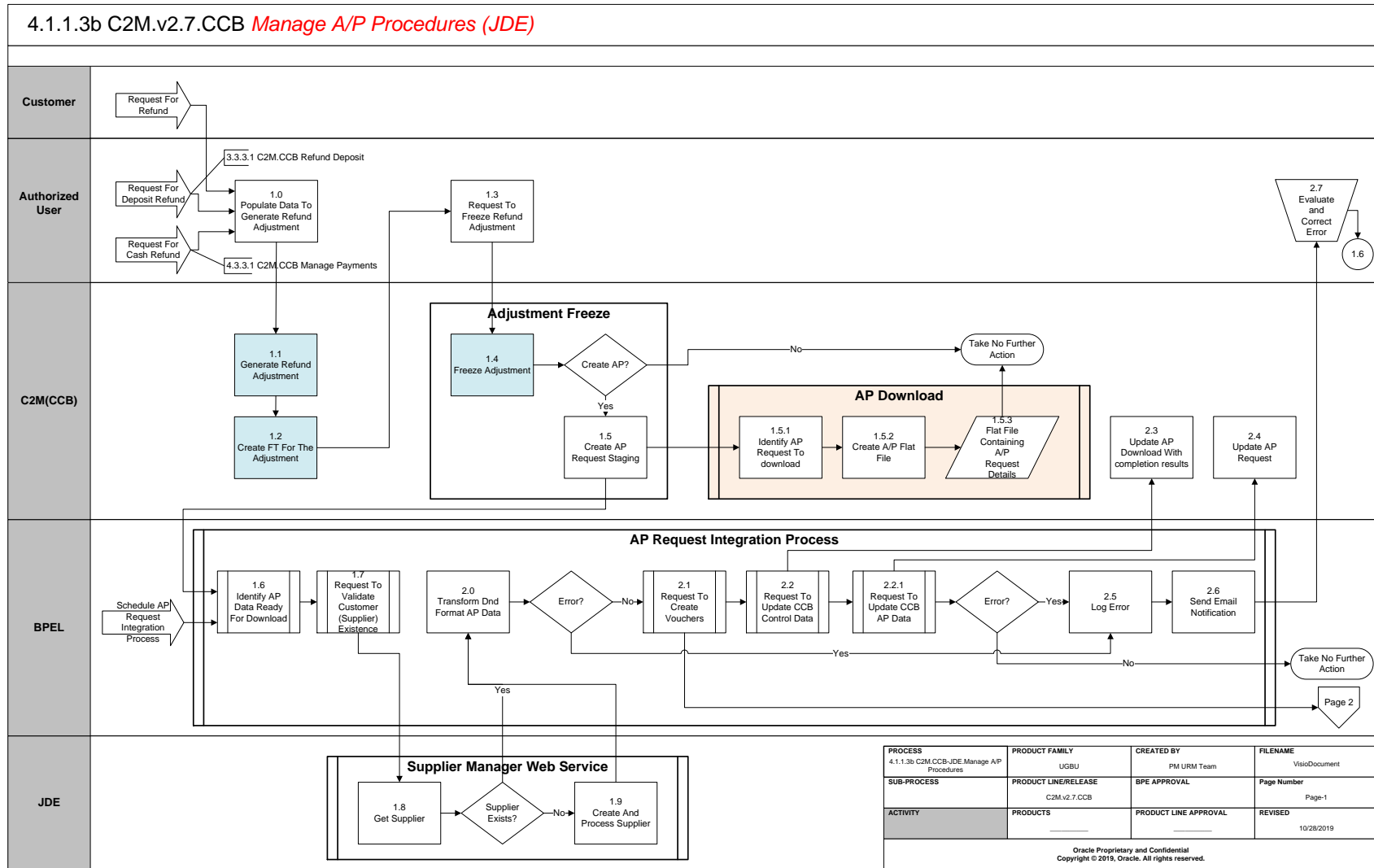
---

## Brief Description

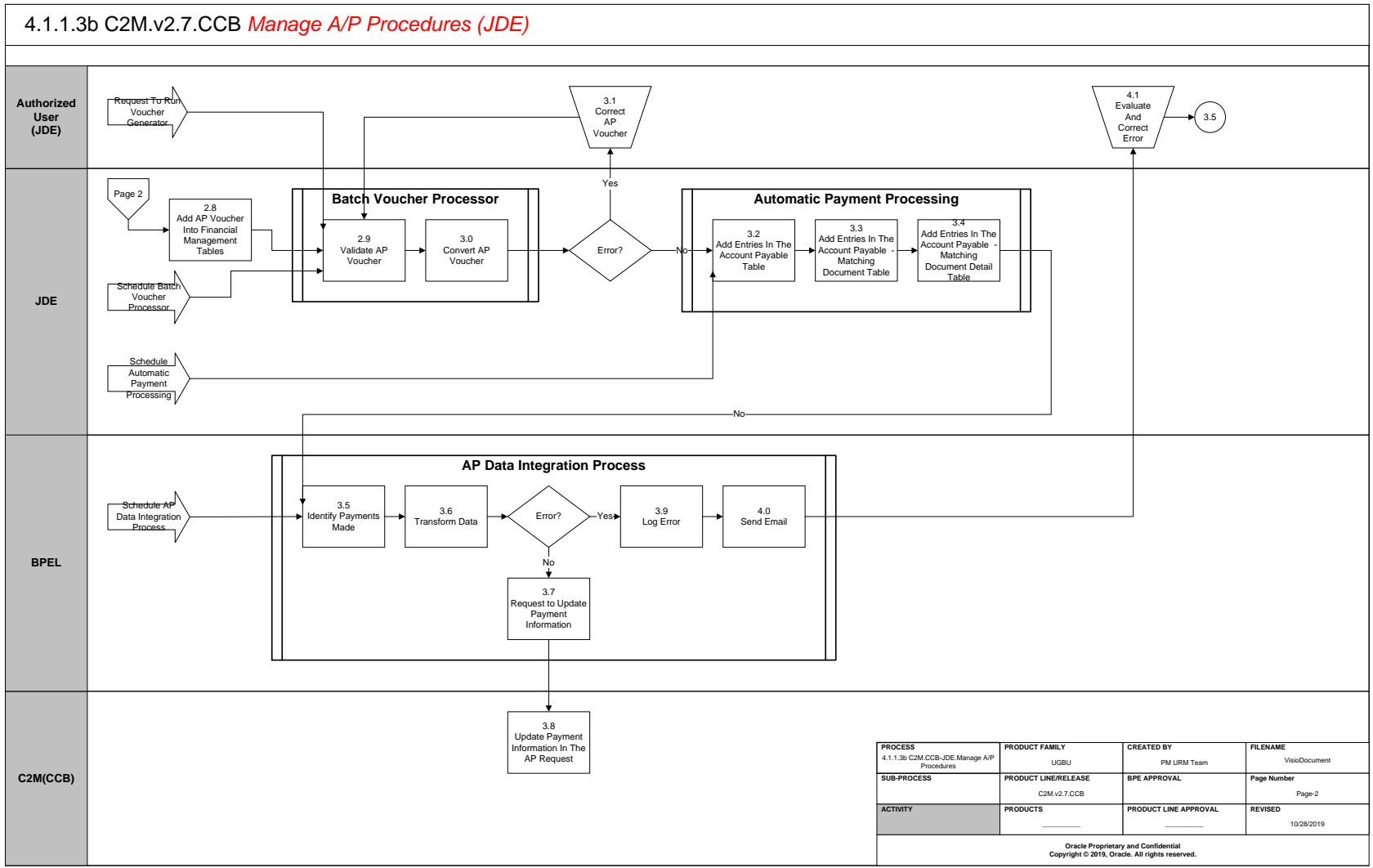
**Business Process:** 4.1.1.3b C2M(CCB).v2.6-JDE.Manage AP Procedures  
**Process Type:** Sub Process  
**Parent Process:** 4.1.1 C2M(CCB) Develop Financial Procedures  
**Sibling Processes:** 3.3.3.1 C2M(CCB) Refund Deposit, 4.3.3.1 C2M(CCB) Manage Payments

This document describes the process that takes place when refunds are processed in C2M(CCB) and are required to be processed and paid to the Customer through the Oracle JD Edwards EnterpriseOne Financial Management Accounts Payable System.

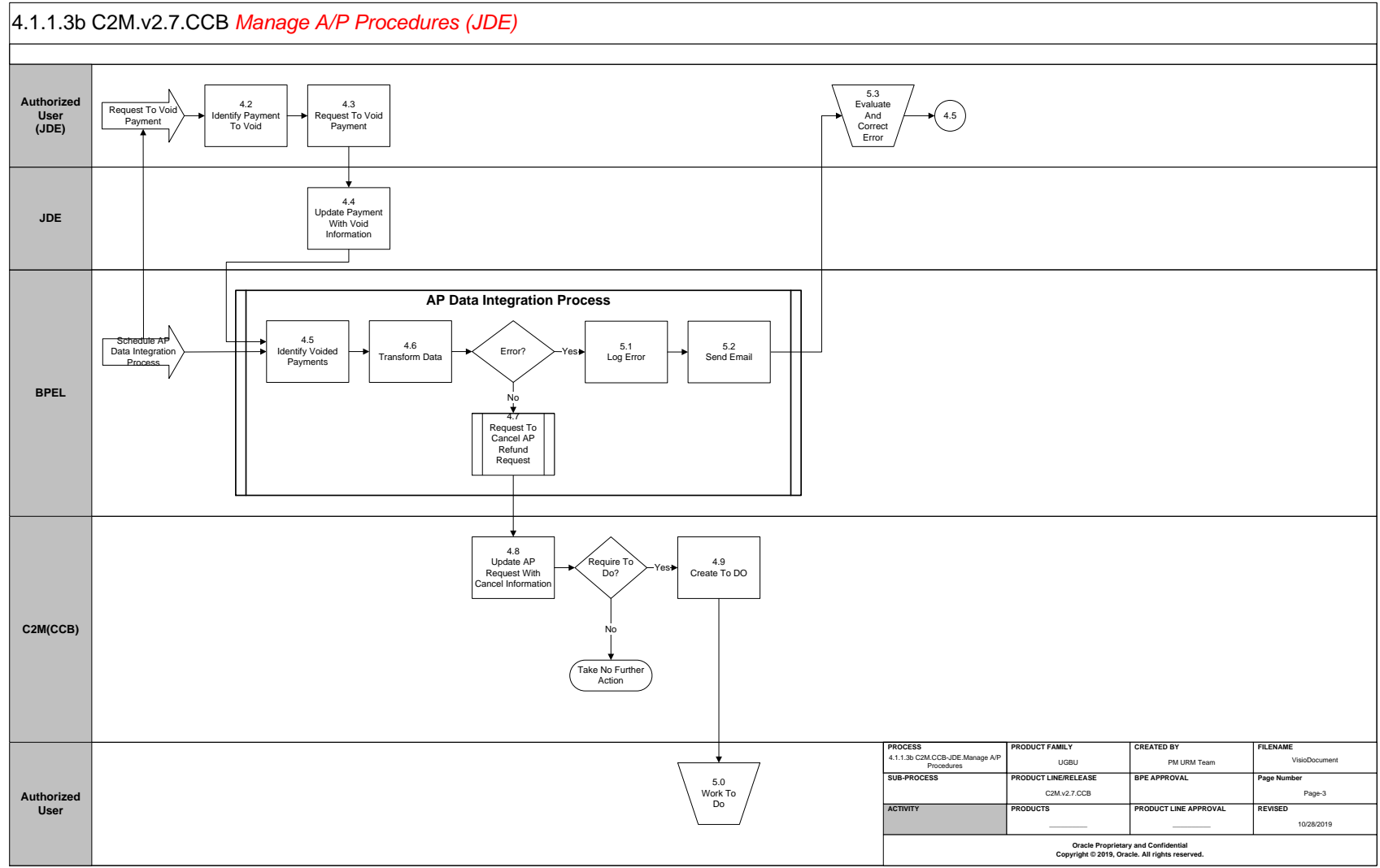
# Business Process Model Page1



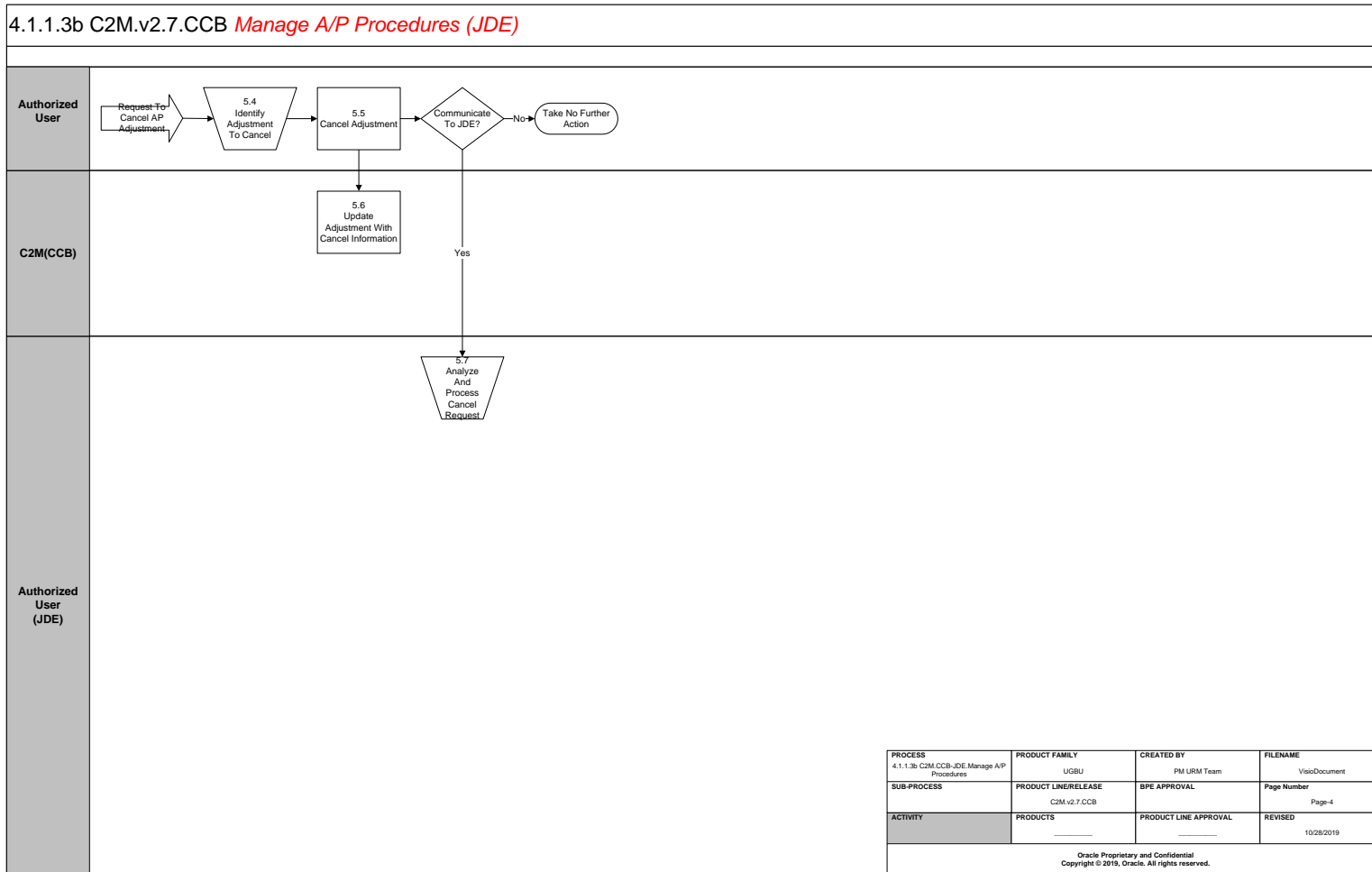
# Business Process Model Page2



# Business Process Model Page3



# Business Process Model Page4





## Detail Business Process Model Description

### 1.0 Populate Data to Generate Refund Adjustment

**Actor/Role:** Authorized User (C2M(CCB))

**Description:**

Authorized User initiates Refund Adjustment creation upon request from the Customer, Deposit being refunded, or a Cash refund being processed in C2M(CCB).

### 1.1 Generate Refund Adjustment

**Actor/Role:** C2M(CCB)

**Description:**

An adjustment is created in C2M(CCB) to refund money to the customer via an AP check request.

**Configuration required Y**

**Entities to Configure:**

Adjustment Type
Installation Options - Framework
AP Request Type

Note: Adjustment type for the created adjustment must reference an AP Request Type.

**Process Plug-in enabled Y**

**Available Algorithm(s):**

ADJG-RT - Adjustment generation - apply rate
C1-ADI-INFO - Adjustment Information (Algorithm Type)

**Business Object Y**

**Business Object:**

C1-Adjustment - Adjustment - Read Main Details
C1-AdjustmentType - Adjustment Type - Main Details

### 1.2 Create FT for the Adjustment

**Actor/Role:** C2M(CCB)

**Description:**

C2M(CCB) creates the financial transaction for the adjustment.

**Process Plug-in enabled Y**      **Available Algorithm:**

ADJT-AC - Payoff=Current=Adj Amount (Cash Accounting)
ADJT-AD - Payoff=Current=Adj Amount (Cash Accounting)
ADJT-CA - Payoff Amt = 0 / Current Amt = Adj Amount (no GL)
ADJT-GL - Payoff=Current=0 (GL only)
ADJT-NM - Payoff=Current=Adj Amount
ADJT-RA - Payoff=Adj Amt/Current=0, No GL (Conversion Only)
ADJT-TA - Payoff Amt = Adj / Current Amt = 0
ADJT-TC - Payoff=Adj Amt/Current=0 (Cash Accounting)
C1-FTGL-AD - Deferred Accrual WriteDown-Affects Payoff, Curr,GL
C1-FTGL-ADAC - Deferred Accrual Adj - Affects Payoff,Current & GL
C1-FTGL-ADTC - Deferred Accrual Adj - Affects Payoff & GL
C1-SETL-ADJ - FT GL Creation for Settlement Adjustments
C1-AC-TFHDBL - Payoff=Current=Adj Amount (Cash Acctg) Xfer Hldng
C1-ADJT-CL - Payoff=Current=Adj Amt (Calc Line Dist Code Source)
C1-FTGL-ADNM - Process Holding Account Amounts

### **1.3 Request to Freeze Refund Adjustment**

**Actor/Role:** Authorized User

**Description:**

Authorized User uses the Adjustment Page in C2M(CCB) to freeze the refund adjustment created in C2M(CCB).

### **1.4 Freeze Adjustment    Group: Adjustment Freeze**

**Actor/Role:** C2M(CCB)

**Description:**

Adjustment is frozen in C2M(CCB).

Note: Adjustment must be frozen in order for it to be interfaced to the Accounts Payable system.

**Process Plug-in enabled Y**      **Available Algorithm:**     

### 1.5 Create AP Request Staging    **Group: Adjustment Freeze**

**Actor/Role:** C2M(CCB)

**Description:**

C2M(CCB) generates AP Request Data.

#### 1.5.1 Identify AP Request to Download    **Group: AP Download**

**Actor/Role:** C2M(CCB)

**Description:**

The custom process selects all AP Request data ready for download to the interfacing system.

**Customizable process Y**      **Process Name:**     

**Configuration required Y**      **Entities to Configure:**     

Note: The base package is supplied with a skeletal background process (referred to by the process ID of **APDL**) that must be populated with logic to format the records in the format compatible with your accounts payable system.

#### 1.5.2 Create AP Flat File    **Group: AP Download**

**Actor/Role:** C2M(CCB)

**Description:**

The custom process creates a flat file containing check requests.

**Customizable process Y**      **Process Name:**     

**Configuration required Y**      **Entities to Configure:**     

#### 1.5.3 Flat File containing AP Request Details    **Group: AP Download**

**Actor/Role:** C2M(CCB)

**Description:**

The created flat file is interfaced to the Accounts Payable System.

**Customizable process Y**      **Process Name:**

**Configuration required Y**      **Entities to Configure:**     

### 1.6 Identify AP Data ready for Download      **Group: Get C2M(CCB) AP Data**

**Actor/Role:** BPEL

**Description:**

The first task in the AP Request Integration is to extract all AP Request Data generated by C2M(CCB). These are data stored in the Adjustment - AP Request Staging created when an adjustment is created using an adjustment type that references an AP Request Type.

**Customizable process N**      **Process Name:**     

### 1.7 Request to Validate Customer (Supplier) Existence      **Group: AP Request Integration**

**Actor/Role:** BPEL

**Description:**

If no exceptions occur during data translation, BPEL invokes JD Edwards Supplier Manager Web Service to check if Customer in C2M(CCB) exists as a Supplier in JDE.

**Customizable process N**      **Process Name:**     

### 1.8 Get Supplier      **Group: Supplier Manager Web Service**

**Actor/Role:** BPEL

**Description:**

The process checks if, given the customer information from C2M(CCB), the supplier exists in JDE.

**Customizable process N**      **Process Name:**     

### 1.9 Create and Process Supplier      **Group: Supplier Manager Web Service**

**Actor/Role:** BPEL

**Description:**

If supplier does not exist, supplier is added in the system using the customer information from C2M(CCB).

**Customizable process N**      **Process Name:**     

### 2.0 Transform and Format AP Data      **Group: AP Request Integration**

**Actor/Role:** BPEL

**Description:**

The extracted AP Request data are consolidated and transformed into AP Voucher Data format based on the mapping XSLT.

**Customizable process N**      **Process Name:**

CCBToJDEAPBPELProcess
-----------------------

Note: It is important for both C2M(CCB) and JD Edwards EnterpriseOne Financial Management to have been initially configured for the integration to be successful. Please refer to attachment for required configuration.

**2.1 Request to Create AP Vouchers**    **Group: AP Request Integration**

**Actor/Role:** BPEL

**Description:**

If no exceptions occur during data translation, BPEL loads the formatted AP Voucher data into the JD Edwards EnterpriseOne Financial Management Tables.

**Customizable process N**      **Process Name:**

CCBToJDEAPBPELProcess
-----------------------

**2.2 Request to Update C2M(CCB) Control Data**    **Group: AP Request Integration**

**Actor/Role:** BPEL

**Description:**

BPEL updates the C2M(CCB) Batch Run Number to indicate that the AP Request Data have been extracted and loaded to JD Edwards successfully.

**Customizable process N**      **Process Name:**

UpdateCCBAPControlTable Note: Invoked from CCBToJDEAPBPELProcess
---------------------------------------------------------------------

**2.2.1 Request to Update C2M(CCB) AP Data**    **Group: AP Request Integration Process**

**Actor/Role:** BPEL

**Description:**

BPEL updates the C2M(CCB) AP Adjustment Request to indicate that the AP Request Data have been extracted and loaded to JD Edwards successfully.

**Customizable process N**      **Process Name:**

UpdateCCBAPAdjReqTable Note: Invoked from CCBToJDEAPBPELProcess
--------------------------------------------------------------------

**2.3 Update AP Download with Completion Results**

**Actor/Role:** C2M(CCB)

**Description:**

Batch Run Number is and will be stamped on the next set of AP Request Data to be downloaded.

**2.4 Update AP Request**

**Actor/Role:** C2M(CCB)

**Description:**

The process updates the Payment Selection Status in the C2M(CCB) AP Adjustment Request Table for the provided AP Request ID.

**Configuration required Y**      **Entities to Configure:**     

**2.5 Log Error**    **Group: AP Request Integration**

**Actor/Role:** BPEL

**Description:**

If errors occur during extraction of the AP Request Data from Oracle Utilities Customer Care and Billing tables or during loading these transactions into Oracle JD Edwards Financial Management tables, BPEL inserts the error into an error log table.

**Customizable process N**      **Process Name:**     

**2.6 Send Email**    **Group: AP Request Integration**

**Actor/Role:** BPEL

**Description:**

Error notification process, if configured, will notify user by email of an error and the details associated with that error condition.

Note: No user interface is currently provided for the Error Log Table.

**Customizable process N**      **Process Name:**     

**2.7 Evaluate and Correct Error**

**Actor/Role:** Authorized User (C2M(CCB))

**Description:**

The recipient of the email looks through the information sent in the email detailing the records with error. Error correction is done manually. After error is corrected, AP Request Integration Process is invoked.

**2.8 Add AP Voucher**

**Actor/Role:** JDE

**Description:**

Transformed AP Request Data is added into the two Financial Management tables - Journal Entry Transactions Batch Table (F0911Z1) and Voucher Transactions Batch Upload Table (F0411Z1).

**2.9 Validate AP Voucher**    **Group: Batch Voucher Processor**

**Actor/Role:** JDE

**Description:**

The process validates the AP Vouchers entered into the system.

Customizable process N      Process Name:

**3.0 Convert AP Voucher    Group: Batch Voucher Processor**

**Actor/Role:** JDE

**Description:**

The process converts the data into AP Vouchers within the application.

Customizable process N      Process Name:

**3.1 Correct AP Voucher**

**Actor/Role:** Authorized User (JDE)

**Description:**

In cases of exceptions, authorized user manually corrects the entries in the AP Batch Voucher Entry (P0411Z1) and reruns the Batch Voucher Processor.

**3.2 Add Entries in the Account Payable Table    Group: Automatic Payment Processing**

**Actor/Role:** JDE

**Description:**

The process adds data into the Account Payable Table.

Customizable process N      Process Name:

**3.3 Add Entries in the Account Payable Matching Document Table    Group: Automatic Payment Processing**

**Actor/Role:** JDE

**Description:**

The process adds data into the Account Payable Matching Document Table.

Customizable process N      Process Name:

**3.4 Add Entries in the Account Payable Matching Document Table    Group: Automatic Payment Processing**

**Actor/Role:** JDE

**Description:**

The process adds data into the Account Payable Matching Detail Document Table.

Customizable process N      Process Name:

Note: Additional information regarding the Automatic Payment Processing will be provided later on.

### **3.5 Identify Payments Made Group: AP Data Integration**

**Actor/Role:** BPEL

**Description:**

The process extracts all payments created during the pay cycle process.

**Customizable process N**      **Process Name:**     

### **3.6 Transform Data Group: AP Data Integration**

**Actor/Role:** BPEL

**Description:**

The process transforms the extracted payment information using standard XSLT shipped with the product.

**Customizable process N**      **Process Name:**     

### **3.7 Request to Update Payment Information Group: AP Data Integration**

**Actor/Role:** BPEL

**Description:**

The process sends the payment information to be updated in C2M(CCB).

**Customizable process N**      **Process Name:**     

### **3.8 Update Payment Information in the AP Request**

**Actor/Role:** C2M(CCB)

**Description:**

The Adjustment that initiated the AP Request is updated with the payment information from JD Edwards.

### **3.9 Log Error Group: AP Data Integration**

**Actor/Role:** BPEL

**Description:**

If errors occur during extraction of the payment information from JDE, BPEL inserts the error into an error log table.

**Customizable process N**      **Process Name:**



#### **4.0 Send Email Group: AP Data Integration**

**Actor/Role:** BPEL

**Description:**

Error notification process, if configured, will notify user by email of an error and the details associated with that error condition.

Note: No user interface is currently provided for the Error Log Table.

Customizable process N

**Process Name:**

JDEToCCBAPDataBPELProcess

#### **4.1 Evaluate and Correct Error**

**Actor/Role:** Authorized User (JDE)

**Description:**

The recipient of the email looks through the information sent in the email detailing the records with error. Error correction is done manually. After error is corrected, AP Data Integration Process is invoked.

#### **4.2 Identify Payment to Void**

**Actor/Role:** Authorized User (JDE)

**Description:**

Authorized User selects payment intended to be cancelled.

#### **4.3 Request to Void Payment**

**Actor/Role:** Authorized User (JDE)

**Description:**

Authorized User goes to the Payables Cancel Payment Page to populate void details and initiate the void request.

#### **4.4 Update Payment with Void Information**

**Actor/Role:** JDE

**Description:**

The system cancels the payment with the information provided by the Authorized User.

#### **4.5 Identify Voided Payments Group: AP Data Integration**

**Actor/Role:** BPEL

**Description:**

The process extracts all payments canceled after the last successful integration run.

**Customizable process N**      **Process Name:**     

#### **4.6 Transform Data Group: AP Data Integration**

**Actor/Role:** BPEL

**Description:**

The process transforms the extracted cancelled payment information using standard XSLT shipped with the product.

**Customizable process N**      **Process Name:**     

#### **4.7 Request to Cancel Payment Information Group: AP Data Integration**

**Actor/Role:** BPEL

**Description:**

The integration process calls the BPEL wrapper to call the Adjustment Maintenance web service in C2M(CCB) to initiate cancel of the Adjustment with ID corresponding to the AP Request ID for the given payment.

**Customizable process N**      **Process Name:**     

#### **4.8 Update AP Request with Cancel Information**

**Actor/Role:** C2M(CCB)

**Description:**

The Adjustment that initiated the AP Request is updated with the cancel information from JD Edwards and the refund adjustment is cancelled.

#### **4.9 Create To Do**

**Actor/Role:** C2M(CCB)

**Description:**

If applicable, a To Do is created upon cancellation of the adjustment.

**Process Plug-in enabled Y**      **Available Algorithm:**     

#### **5.0 Work To Do**

**Actor/Role:** Authorized User (C2M(CCB))

**Description:**

Authorized user works the assigned to do for the cancelled adjustment.

### **5.1 Log Error Group: AP Data Integration**

**Actor/Role:** BPEL

**Description:**

If errors occur during extraction of the payment information from JDE, BPEL inserts the error into an error log table.

**Customizable process N**      **Process Name:**

### **5.2 Send Email Group: AP Data Integration**

**Actor/Role:** BPEL

**Description:**

Error notification process, if configured, will notify user by email of an error and the details associated with that error condition.

Note: No user interface is currently provided for the Error Log Table.

**Customizable process N**      **Process Name:**

### **5.3 Evaluate and Correct Error**

**Actor/Role:** Authorized User (JDE)

**Description:**

The recipient of the email looks through the information sent in the email detailing the records with error. Error correction is done manually. After error is corrected, AP Data Integration Process is invoked.

### **5.4 Identify Adjustment to Cancel**

**Actor/Role:** Authorized User (C2M(CCB))

**Description:**

Authorized User, upon request, selects the AP Adjustment to cancel.

### **5.5 Cancel Adjustment**

**Actor/Role:** Authorized User (C2M(CCB))

**Description:**

Authorized User cancels the selected adjustment and populates required information.

**5.6 Update Adjustment with Cancel Information**

**Actor/Role:** C2M(CCB)

**Description:**

Process cancels the adjustment and updates it with the cancel information.

<b>Process Plug-in enabled Y</b>	<b>Available Algorithm(s):</b>	ADCA-CRTODO - Adjustment Cancellation - Create To Do Entry
		C1-CANSUSADJ - Cancel Suspense Adjustment

<b>Configuration required Y</b>	<b>Entities to Configure:</b>	Installation Options-Framework,
		Installation Options-Framework, Algorithms, System Event: Control Central Alert
		Zones

**5.7 Analyze and Process Cancel Request**

**Actor/Role:** Authorized User (JDE)

**Description:**

Authorized User checks on the cancel request and works on it manually.

Note: Integration at this point has no automatic process to deal with cancellation of AP Adjustment in C2M(CCB) once the payment has been made in JDE.

---

## Test Documentation related to the Current Process

ID	Document Name	Test Type

## Document Control

### Change Record

Date	Author	Version	Change Reference
12/29/2009	Rochelle Cister	Draft 1a	Initial Version
10/21/2010	Geir Hedman		Updated Title and Content page
11/08/2010	Yoko Iwahiro		Update business objects and algorithms
2/8/2011	Geir Hedman		Updated Document and Visio
1/10/2014	Muhssin Suliman		C2M(CCB) 2.4 Update
01/27/2014	Galina Polonsky		Reviewed, Approved
08/20/2015	Jane Cuenco Tan		Updated Document and Visio
09/15/2017	Genti Kondili		Update review and update details pertaining to the following actor/roles (Authorized User (C2M(CCB)) and C2M(CCB)).
09/28/2017	Galina Polonsky		Reviewed, Approved
06/03/2019	Satya Kalavala		Updated format for 2.7

## Attachments:

### A/P Integration Configuration



AP Integration  
Configuration for CC&